
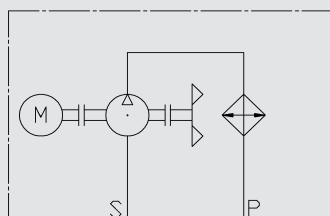


HYDAC INTERNATIONAL



Symbol



General

The low noise coolers of OSCA / OSCAF series are mostly used in small and medium hydraulic systems. Compact and efficient they offer high performance with a low noise level in a modular design.

The OSCA models with integrated oil circulation pump provide efficient off-line cooling of the hydraulic fluid. The OSCAF models with integrated (inside-outside) filter provide additional filtration, using the latest high capacity filter dirt holding development.

Product Features

Installed off-line, the OSCAF provides efficient cooling and filtration of the hydraulic fluid regardless of the duty cycle of the hydraulic system. And, the cooler can be sized perfectly to the necessary cooling performance, rather than to the maximum return-line flow rate. Off-line installation will also eliminate flow variances of the hydraulic fluid and resulting pressure spikes which potentially could lead to a premature cooler failure.

Air Cooler Industry OSCA / OSCAF 0-3

Operation Data

Fluids	Oils (mineral oils, synthetic oils, high viscosity oils, biological oils, phosphate ester)
Viscosity	500 mm ² /s
Temperature range	<p>Minimum / maximum ambient temperature: -20 °C bis +40 °C (Standard)</p> <p>Minimum / maximum temperature of the medium: +20 °C bis +90 °C</p> <p>Please contact the technical sales department in the event of deviating temperatures for applications with water-glycol.</p> <p>Notice!</p> <p>Fan switching frequency at max. fan speed (max. volume of air) must be avoided when operating a cooler at which the temperature difference between the medium inlet at the cooler and the ambient temperature can be greater than 50 °C. Quick changes in the temperature of the cooling element material can lead to a significant reduction in service life or to direct damage of the cooling element due to thermal shock.</p> <p>Please contact the technical sales department to receive information about controlled fan drives.</p>
Fan	Radial fan in suction version (standard)
Motor	<p>Three-phase motor</p> <p>Efficiency class IE2 (only ≥0.75 kW)</p> <p>Protection class IP55</p> <p>Insulation class F</p> <p>Other versions on request.</p>
Pump	<p>Screw pump</p> <p>Operating pressure: max. 10 bar</p> <p>Negative suction pressure of pump: max. -0,4 bar</p>
Noise levels	<p>See technical data.</p> <p>The noise levels are only reference values as the acoustic properties of a room, connections and reflection have an effect on the noise level.</p>

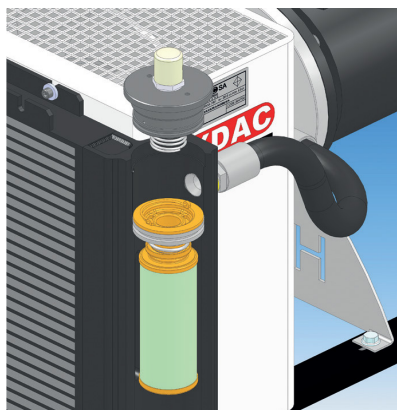
- Stable cooling and filtration (independent of the cycle times of the system)
- Avoidance of pressure surges in the cooling element
- Design of the cooler is in accordance with the cooling capacity required (not according to the maximum possible return flow volume)

Low noise

- Utilizes compact low noise screw pump

Compact

- Small in size and low in weight
- Easy to attach external exhaust ducts



Compact: filter integrated in heat exchanger

Efficient

- Integration of several features in one unit: pumping, cooling, filtration
- No additional piping; fewer potential leak points
- Integrated filter with inside-outside filter technology; magnetic particle trap and standard 2.5 bar pressure bypass included
- Low and easy maintenance (only one plug to remove for filter element change)

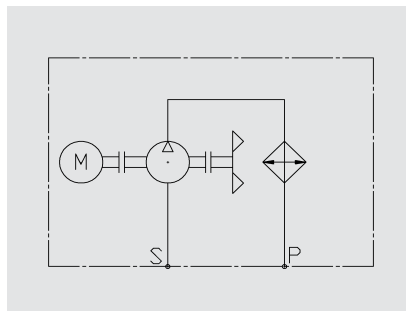
Application Field

Systems with small and medium hydraulic systems, such as:

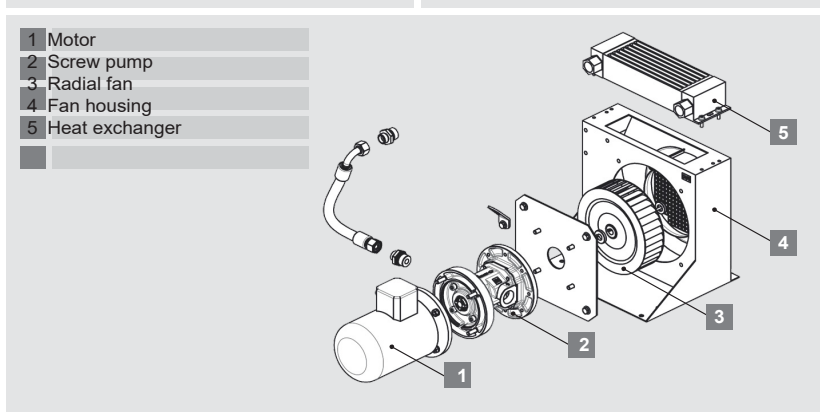
- Lubrication systems
- Machine tools
- Hydraulic presses
- Hydraulic systems
- Hydraulic lifts

Design

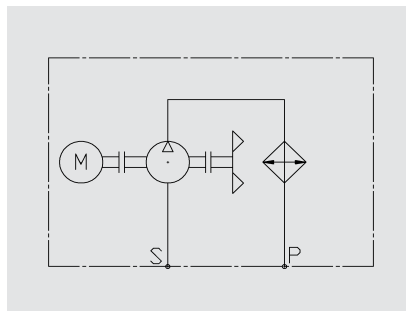

OSCA 0



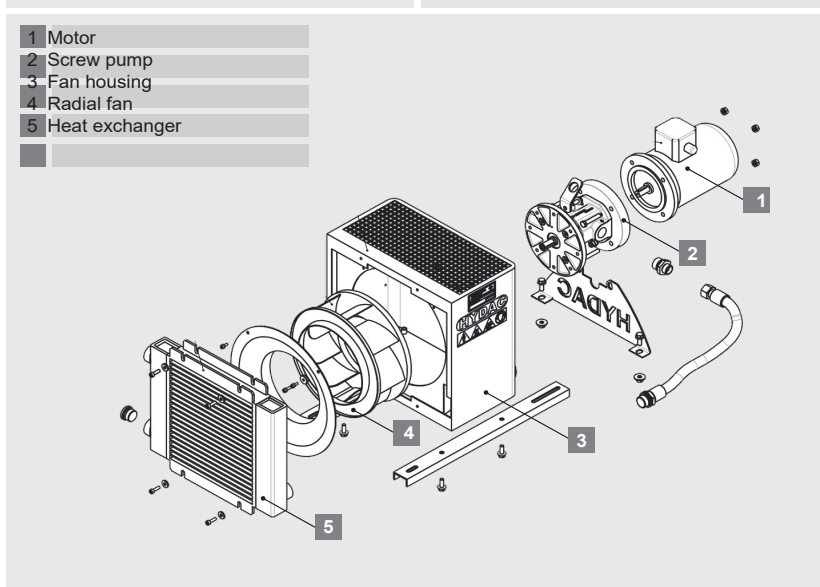
- 1 Motor
- 2 Screw pump
- 3 Radial fan
- 4 Fan housing
- 5 Heat exchanger



OSCA 1-3

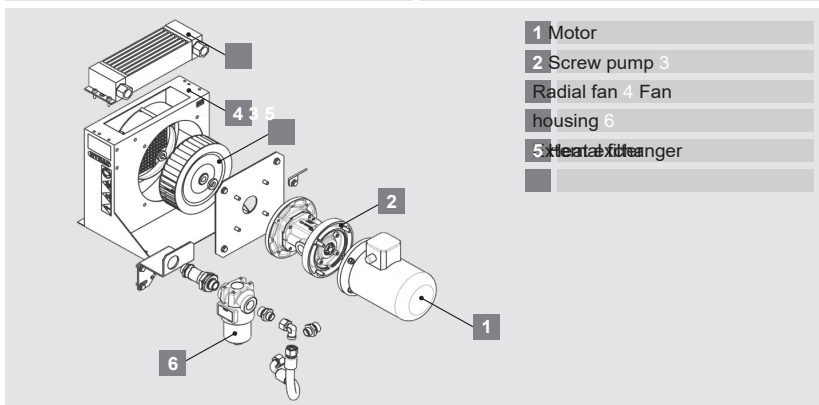
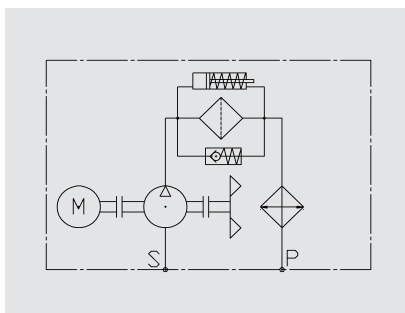



- 1 Motor
- 2 Screw pump
- 3 Fan housing
- 4 Radial fan
- 5 Heat exchanger

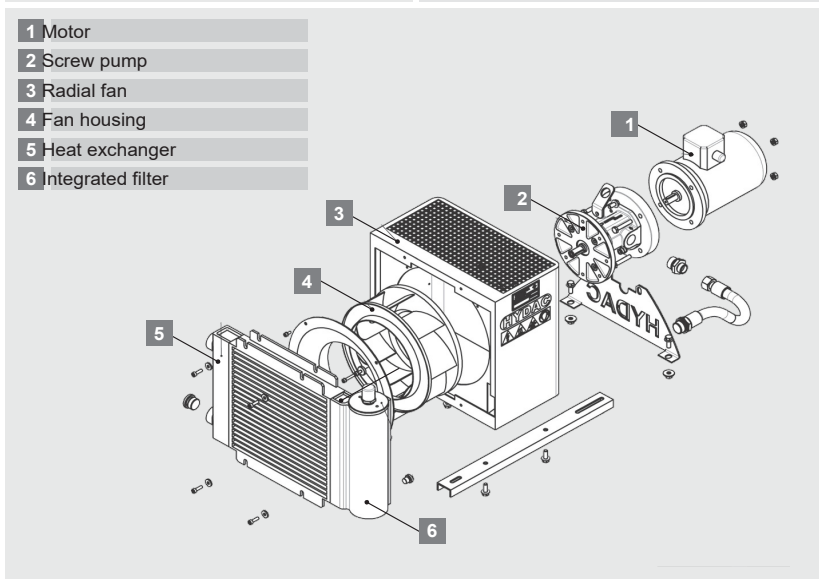
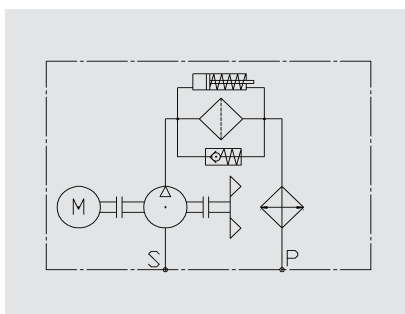


Design

OSCAF 0



OSCAF 1-3



Technical Data

OSCA/OSCAF

Type of cooler	P/N	Heat dissipation at @ dT = 40 °C [kW] ₁₎	at 30 mm Pressure drop [bar] _{2) 3)}	Displacement [cm ³ /U]	Oil flow [l/min] [40 cSt – 4 bar]	Air flow [m ³ /h]	Motor: N° of poles / Size	Motor: Power [kW] ₂₎	Nominal current [A] @ 400 V 50 Hz	Noise level at 1 m distance at 50 / 60 Hz [dB (A)]	Size of filter [-]	Volume [l] ₃₎	Weight [kg] ₄₎
OSCA 0L	3926218	1.5	0.11	10	10	155	6/71	0.25	1.0	56/60	-	0.5	20
OSCA 0S	3926219	1.8	0.19	10	15	300	4/71	0.37	1.2	63/67	-	0.5	20
OSCAF 0L	3926223	1.5	0.11	10	10	155	6/71	0.25	1.0	56/60	LF60	0.5	25
OSCAF 0S	3926222	1.8	0.19	10	15	300	4/71	0.37	1.2	63/67	LF60	0.5	25
OSCA 1L	3768893	3.7	0.08	10	10	600	6/71	0.25	1.0	59/63	-	0.9	28
OSCA 1S	3684999	4.3	0.12	10	15	870	4/71	0.37	1.2	66/70	-	0.9	28
OSCAF 1L	3769020	3.7	0.13	10	10	600	6/71 0.25 4/71 0.37 1.2 66/70	0.25 4/71 0.37 1.2 66/70	1.0 59/63	59/63	NG080	1.6	31
OSCAF 1S	3708807	4.3	0.18	10	15	870	6/90 0.75 2.0	0.75 2.0			NG080	1.6	31
OSCA 2L	3647770	7.0	0.30	28	28	1,200				60/64	-	1.4	40
OSCA 2S	3647749	9.2	0.45	28	40 1,750 28	4/90	1.10	2.5	2.5	69/73	-	1.4	40
OSCAF 2L	3647771	7.0	0.50	28	1,200 40	6/90	0.75	2.0	2.0	60/64	NG080	2.4	43
OSCAF 2S	3647750	9.2	0.85	28	1,750 28	4/90	1.10	2.5	2.5	69/73	NG080	2.4	43
OSCA 3L	3764555	11.6	0.25	28	2,350		6/90	1.10	2.7	67/71	-	2.0	63
OSCA 3S	3672255	15.0	0.38	28	40 3,400 28	4/90	1.80	3.7	3.7	77/81	-	2.0	63
OSCAF 3L	3764557	11.6	0.44	28	2,350		6/90	1.10	2.7	67/71	NG080	3.3	66
OSCAF 3S	3675061	15.0	0.75	28	40 3,400	4/90	1.80	3.7	3.7	77/81	NG080	3.3	66

¹⁾ At 50 Hz

²⁾ IE2 (only for ≥0,75 kW)

³⁾ Fluid in cooling element

⁴⁾ Unfilled

For other viscosities, the pressure loss must be multiplied by the conversion factor K:

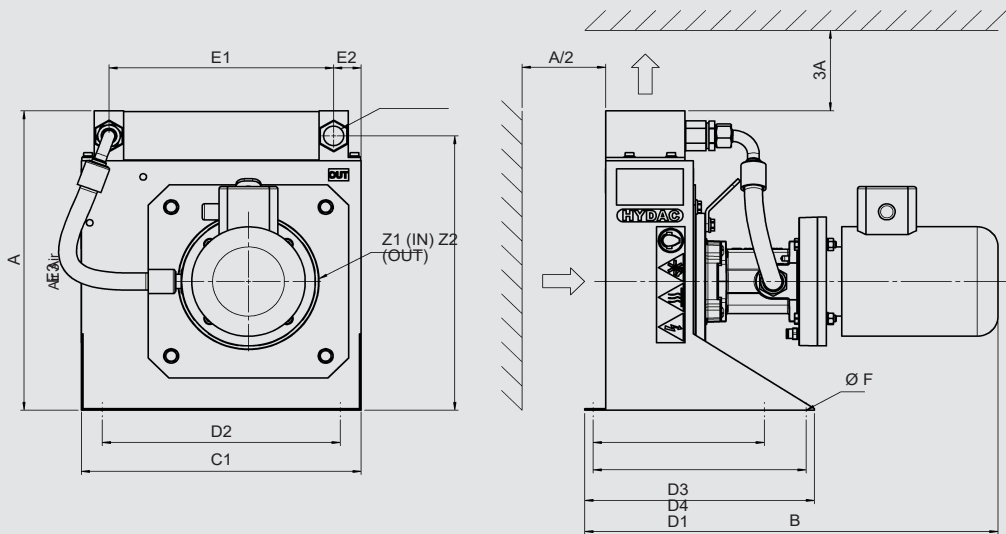
Viscosity (mm ² /s)	10	15	22	32	46	68	100	150
Factor K	0.35	0.5	0.75	1	1.4	1.9	2.5	2.3

Model Type

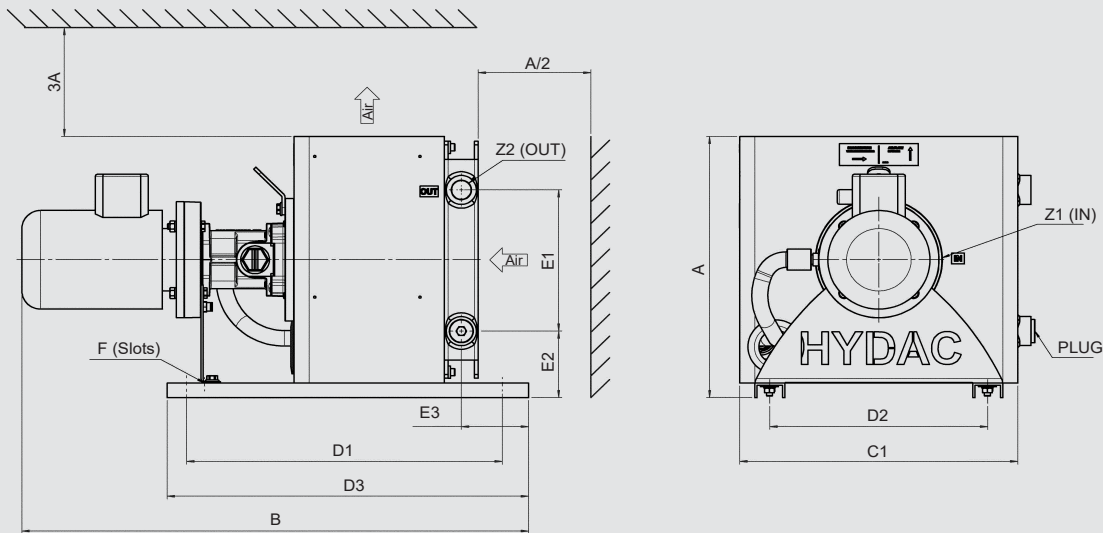
	OSCAF	2L	28	5.0	B	M	A	NG080	10	1	GP
Cooler type _____ OSCA = Air cooler with integrated pump OSCAF = Air cooler with integrated pump and filter											
Baugröße/Motordrehzahl _____ 0 = Size L = 6 pl (1,000 rpm) S = 4 pl (1,500 rpm)											
Displacement cm³/rev _____ 10 = Screw pump (OSCA / OSCAF 0-1) 28 = Screw pump (OSCA / OSCAF 2-3)											
Revision _____											
Clogging indicators (only OSCAF) _____ A = Without clogging indicator B = With visual indicator (Standard) D = With electrical and optical indicator											
Fluids _____ M = Mineral Oil											
Motor voltage _____ Standard voltages and frequencies for 3 phase motor A = 230/400 V – 50 Hz / 265/460 V – 60 Hz (Tolerance voltage ±10 %) Other voltages on request.											
Size of filter (only OSCAF) _____ LF60 = OSCAF 0 NG080 = OSCAF 1-2-3											
Filtration rating in micron (only OSCAF) _____ OSCAF 0 5 = 5 µm Betamicon®-4-N (5 BN4HC) 10 = 10 µm Betamicon®-4-N (10 BN4HC) (Standard) 20 = 20 µm Betamicon®-4-N (20 BN4HC) OSCAF 1-2-3 5 = 5 µm SHC (K-10174 NG080-5) 10 = 10 µm SHC (K-10174 NG080-10) (Standard) 20 = 20 µm SHC (K-10174 NG080-20)											
Color _____ 1 = RAL 9002 (Standard) Other colors on request.											
Accessories _____ e.g. vibration absorber											

Dimensions

OSCA 0



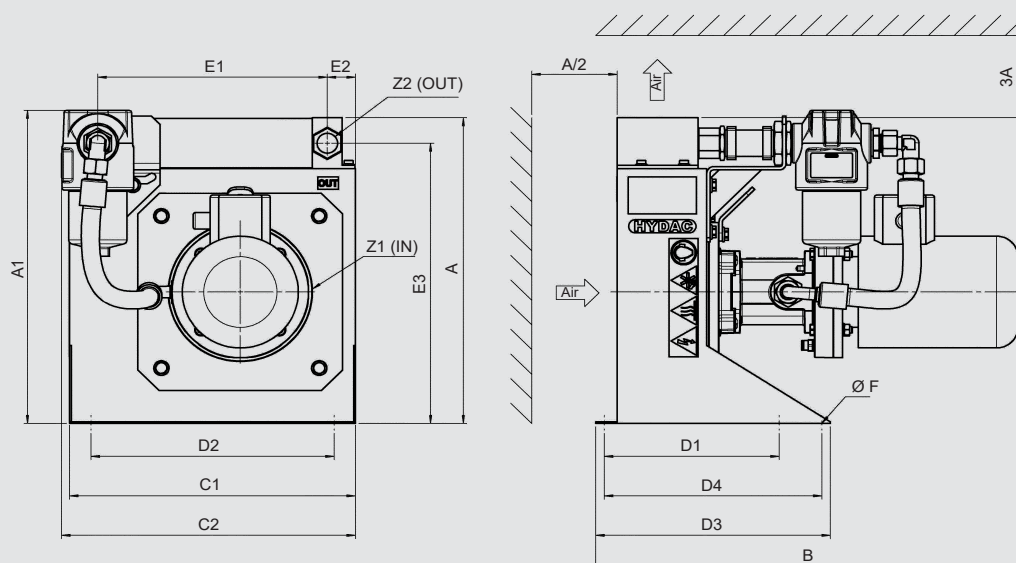
OSCA 1-3



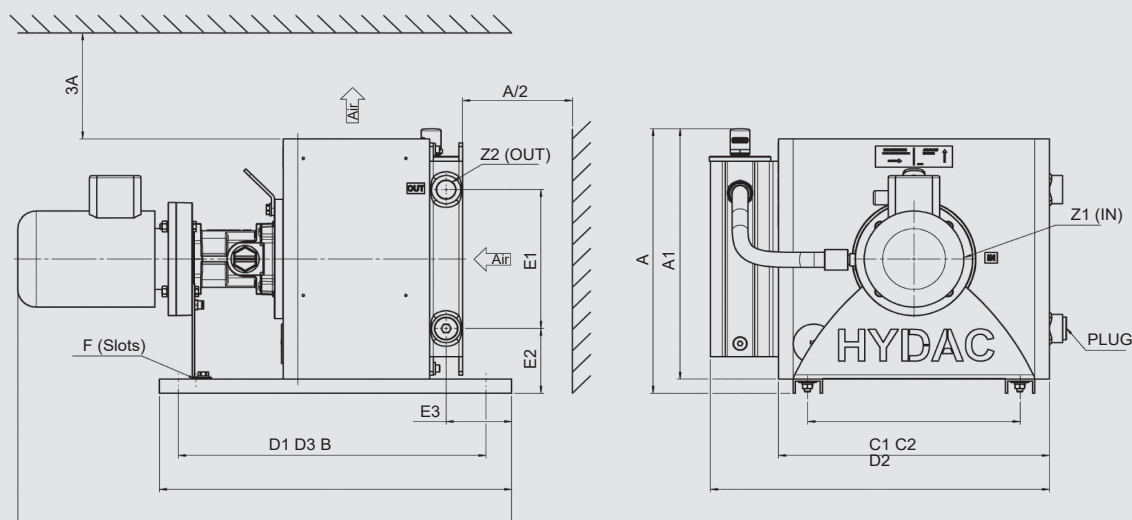
	A ±10	B ±10	C1 ±10	D1 ±2	D2 ±2	D3 ±2	D4 ±2	E1 ±2	E2 ±2	E3 ±2	F Ø Slot	Z1 (IN)	Z2 (OUT)				
OSCA 0	372	495	335	205	285	275	255	269	33	290	481	195	91	89.5	9	G1"	G3/4"
OSCA 1	360	674	370	420													G3/4"
OSCA 2	433	766	449	455	373	521	-	288	83	72.5	9	G1"				G1"	G3/4"
OSCA 3	542	841	555	520	450	584	-	404	79	72.5	9	G1"				G1"	G3/4"

E 5.811.4 /08.16

OSCAF 0



OSCAF 1-3



	A ±10	A1 ±10	B ±10	C1 ±10	C2 ±10	D1 ±2	D2 ±2	D3 ±2	D4 ±2	E1 ±2	E2 ±2	E3 ±2	F ØSlot	Z1 (IN)	Z2 (OUT)
OSCAF 0	372	381	495	335	345	205	285	275	255	269	33	341	9	G1"	G3/4"
OSCAF 1	375	355	674	370	463	420	290	481	-	195	91	89.5	9	G1"	G3/4"
OSCAF 2	453	433	766	449	540	455	373	521	-	288	83	72.5	9	G1"	G3/4"
OSCAF 3	560	540	841	555	647	520	450	584	-	404	79	72.5	9	G1"	G3/4"

E 5.811.4 / 08.16

Note:

We recommend maintaining a minimum distance to ensure an unimpeded air inlet and air outlet. This is half the height of the cooling element (A/2). Anything below the minimum distance can influence the cooling capacity and the noise emissions.

Note

The information in this brochure relates to the operating conditions and applications described.

For applications and operating conditions not described, please contact the relevant technical department. Subject to technical modifications.

HYDAC INTERNATIONAL
HYDAC COOLING GMBH